


POKÉMON™

CREA IL TUO
SEGNALIBRO
DI PIKACHU



SCARICA I TUOI LAVORETTI POKÉMON
DA WWW.UHU.IT

UHU®
incolla tutto, su tutto.

CREA IL TUO SEGNALIBRO DI PIKACHU IN POCHESSIMI PASSAGGI


1.




STAMPA I MATERIALI
PER IL TUO LAVORETTO.



2.




RITAGLIA TUTTE LE PARTI.



3.



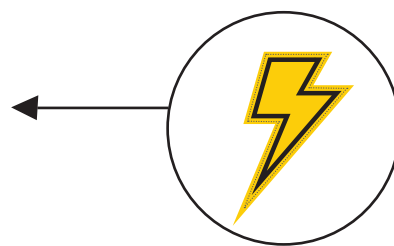


INCOLLA IL RETRO DELLA PARTE A
CON IL RETRO DELLA PARTE B.



4.



ORA INCOLLA
LE DECORAZIONI
DEI POKÉMON
SUL FRONTE E SUL RETRO
DEL SEGNALIBRO.

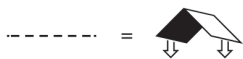


A

B

5.

PIEGA LA PARTE
C IN AVANTI.


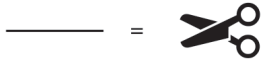


6.

ORA INCOLLA PIKACHU
SUL SEGNALIBRO SULLA
PARTE SEGNATA COME C.

FATTO!








A

©2021 Pokémon. TM, © Nintendo.



B

©2021 Pokémon. TM, © Nintendo.